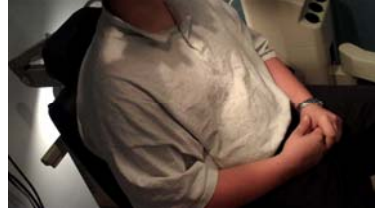
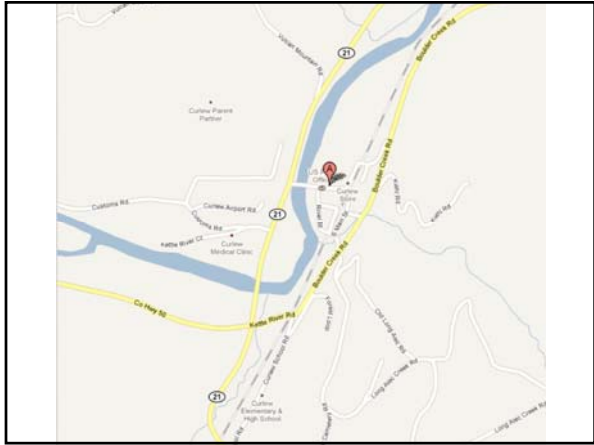
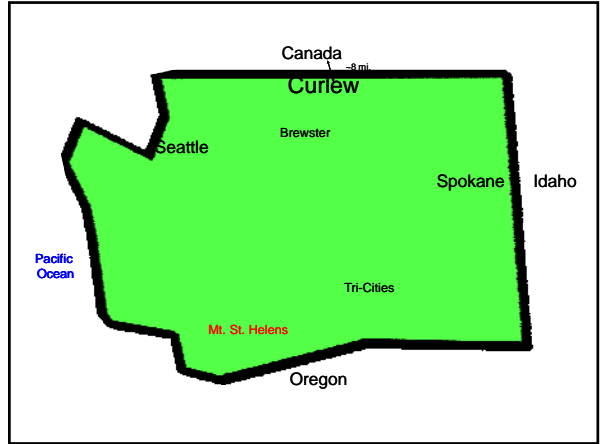
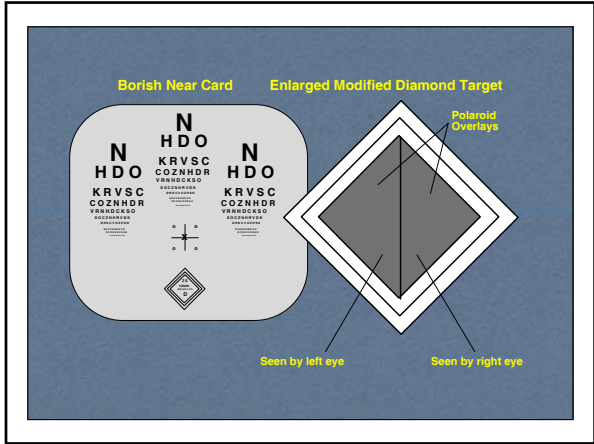


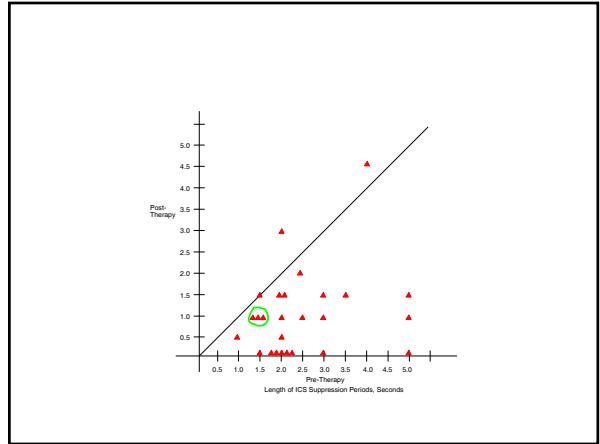
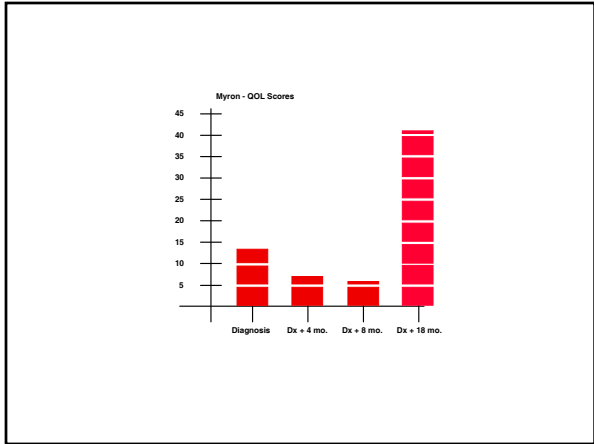
**Remote treatment of intermittent central  
suppression improves quality of life measures**

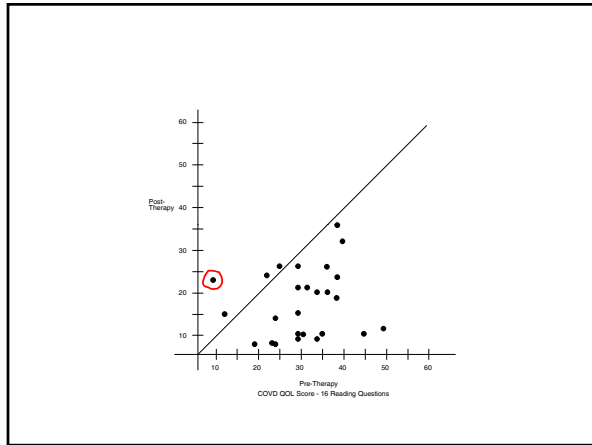
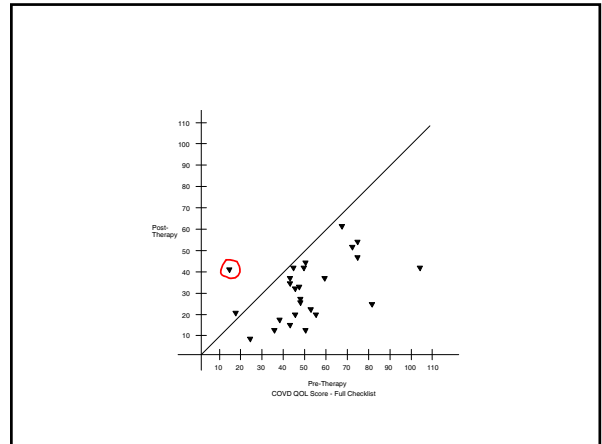
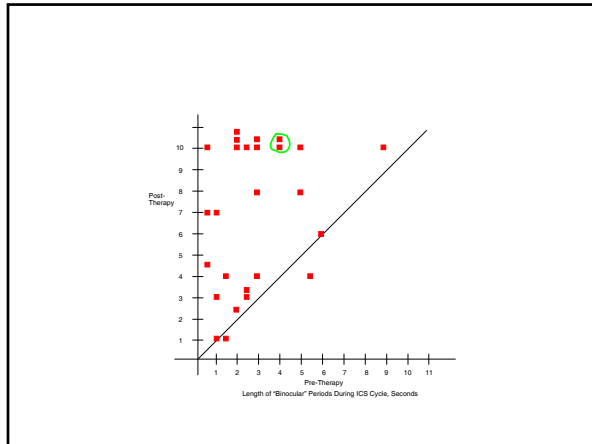
Eric S. Hussey, OD, FCOVD  
25 W. Nora, Suite 101  
Spokane, WA 99205  
[spacegoogle@comcast.net](mailto:spacegoogle@comcast.net)





DEF #	Description	Putt Hayes Norms Calculated from	ICS Diagnosis Point
4	Distance Retinoscopy		
Target is standard non-polarized near card			
21m	Binocular superior relative accommodation (Stimulus)	-3.25/-2.75	IC3 2
Cylinder	Putt Near Cylinder		
14A	Unfused Crossed Cylinder	+1.25	.37
15A	Lateral Phoria through 14A	7.00	3.5
14B	Fused Crossed Cylinder	+1.00	.37
15B	Lateral Phoria through 14B	6.00	3.3
Target is polarized (modified) Borish Near Card			
18E	Vertical fusion disparity associated phoria	ortho	IC3 2
Near IE	Lateral fusion disparity associated phoria (Stimulus)	-3.50/-2.62	1.00
20	Binocular superior relative accommodation (Stimulus)		
-14B	Unfused Crossed Cylinder	+0.50	.37
15B	Lateral Phoria through -	6.00	3.3
17A/B	Base-in to Break / Recovery	20/12	2.8/2.9
16A/B	Base-out to Break / Recovery	19/9	4.7/4
Video	ICS diagnosis with diamond	No Issues	IC3 4
21	Binocular superior relative accommodation (Stimulus)	+2.37/-1.87	50/37
Move to Distance with AD Vectographic Chart			
7A	Best VA Distance Correction - "Binocular Use all lenses region. Check for near fix loss."		IC3 4
ICS	Use all lenses region. Check for near fix loss.	No Issues	
Stereopsis	Distance Vectographic Chart Range (80% (4th Row))	ortho	IC3 4
12 (8/3) 68	Vertical fusion disparity associated phoria. Lateral fusion disparity associated phoria.	ortho	
MEM	Near retinoscopy through 7A	+0.62	.18





	Never	Seldom	Often	Frequent	Always #4
Blurred vision at near/reading		X			
Double vision		X			
Headaches with near work		X			
Words run together reading		X			
Burning, itching, watering eyes		X			
Fall asleep reading			X		
See worse end of day		X			
Skip/repeat lines when reading			X		
Dizziness/nausea with reading		X			
Head tilt/close an eye reading		X			
Avoid near work/reading		X			
Miss/omit small words reading		X			
Reading comprehension down		X			
Hold reading too close		X			
Short attention span reading			X		
Difficulty finishing assignments			X		

	Never	Seldom	Often	Frequent	Always #4
Blurred vision at near/reading		X			
Double vision		X			
Headaches with near work		X			
Words run together reading		X			
Burning, itching, watering eyes		X			
Fall asleep reading			X		
See worse end of day		X			
Skip/repeat lines when reading		X			
Dizziness/nausea with reading		X			
Head tilt/close an eye reading		X			
Avoid near work/reading		X			
Miss/omit small words reading		X			
Reading comprehension down		X			
Hold reading too close		X			
Short attention span reading			X		
Difficulty finishing assignments		X			

- |                                   |   |
|-----------------------------------|---|
| 1 Blur at near                    | 16 read comprehension down over time                      |
| 2 Double Vision                   | 17 poor sports performance                                |
| 3 Headaches with near work        | 18 holds reading too close                                |
| 4 Words run together reading      | 19 trouble keeping attention on reading                   |
| 5 Eyes burn/sting/water           | 20 difficulty completing assignments on time              |
| 6 falls asleep reading            | 21 says "I can't"   |
| 7 Vision worse end of day         | 22 avoids sports  |
| 8 skip/repeat lines reading       | 23 poor hand-eye/handwriting - difficulty with hand tools |
| 9 dizziness/nausea with near work | 24 can't estimate distances                               |
| 10 tilts head/closes eye reading  | 25 clumsy/knocks things over on desk/table                |
| 11 difficulty copying from board  | 26 difficulty with time management                        |
| 12 avoids near work/reading       | 27 difficulty with money concepts/make change             |
| 13 omits words reading            | 28 loses papers & belongings                              |
| 14 writes uphill/downhill         | 29 car sickness, motion sickness                          |
| 15 misaligns digits/columns       | 30 poor memory  |

p<0.001 7 Vision worse end of day 8 skip/repeat lines reading 20 difficulty completing assignments on time

1 Blur at near	16 read comprehension down over time
2 Double Vision	17 poor sports performance
3 Headaches with near work	18 holds reading too close
4 Words run together reading	19 trouble keeping attention on reading
5 Eyes burn/sting/water	21 says "I can't"
6 falls asleep reading	22 avoids sports
9 dizziness/nausea with near work	23 poor hand-eye/handwriting - difficulty with hand tools
10 tilts head/closes eye reading	24 can't estimate distances
11 difficulty copying from board	25 clumsy/knocks things over on desk/table
12 avoids near work/reading	26 difficulty with time management
13 omits words reading	27 difficulty with money concepts/make change
14 writes uphill/downhill	28 loses papers & belongings
15 misaligns digits/columns	29 car sickness, motion sickness
	30 poor memory

p<0.001 7 Vision worse end of day 8 skip/repeat lines reading 20 difficulty completing assignments on time

p<0.01 3 Headaches with near work 4 Words run together reading 5 Eyes burn/sting/water 6 falls asleep reading

10 tilts head/closes eye reading 13 omits words reading 14 writes uphill/downhill

16 read comprehension down over time 18 holds reading too close 19 trouble keeping attention on reading

1 Blur at near	23 poor hand-eye/handwriting - difficulty with hand tools
2 Double Vision	24 can't estimate distances
9 dizziness/nausea with near work	25 clumsy/knocks things over on desk/table
11 difficulty copying from board	26 difficulty with time management
12 avoids near work/reading	27 difficulty with money concepts/make change
15 misaligns digits/columns	28 loses papers & belongings
17 poor sports performance	29 car sickness, motion sickness
21 says "I can't"	30 poor memory
22 avoids sports	

p<0.001 7 Vision worse end of day 8 skip/repeat lines reading 20 difficulty completing assignments on time

p<0.01 3 Headaches with near work 4 Words run together reading 5 Eyes burn/sting/water 6 falls asleep reading

10 tilts head/closes eye reading 13 omits words reading 14 writes uphill/downhill

16 read comprehension down over time 18 holds reading too close 19 trouble keeping attention on reading

p<0.05 1 Blur at near 2 Double Vision 15 misaligns digits/columns 12 avoids near work/reading

21 says "I can't" 24 can't estimate distances

All the rest improved, but p>0.05

9 dizziness/nausea with near work	25 clumsy/knocks things over on desk/table
11 difficulty copying from board	26 difficulty with time management
17 poor sports performance	27 difficulty with money concepts/make change
22 avoids sports	28 loses papers & belongings
23 poor hand-eye/handwriting - difficulty with hand tools	29 car sickness, motion sickness
	30 poor memory

